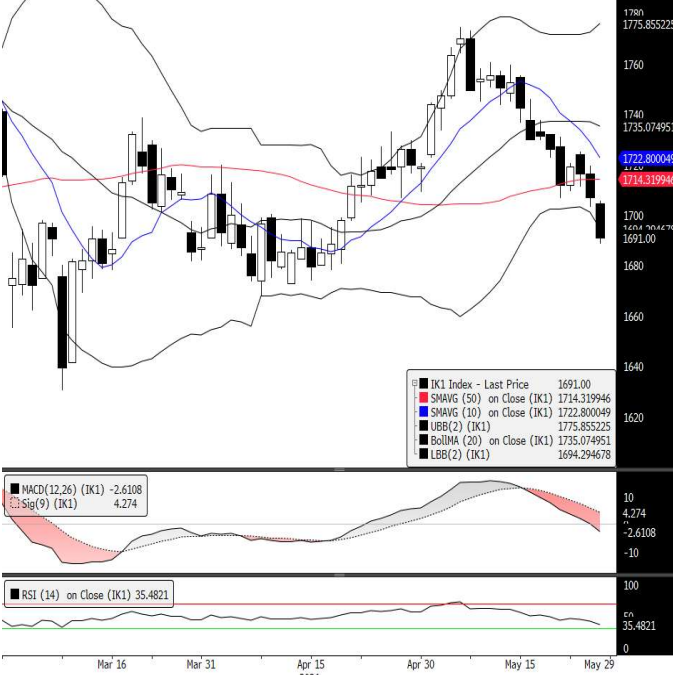


FBMKLCI Futures daily chart



Preview

Fundamental

Expect futures to trade higher today tracking overnight Wall Street gains as optimism over a potential US-Iran deal supports sentiment while softer oil and steady Treasuries underpin risk appetite with Asian markets to follow and short covering ahead of the extended holiday weekend providing support. Overnight leads, U.S. stocks advanced to fresh record highs on Thursday as optimism intensified after reports that a US-Iran peace agreement is nearing final approval, boosting risk sentiment, while softer-than-expected PCE inflation data further supported the outlook by easing concerns over price pressures. Regionally, Asian stock retreated on Thursday as renewed US military strikes on Iran and reports of fresh missile activity in the Middle East unsettled sentiment and undermined hopes for a near-term peace agreement, while a rebound in oil prices added to inflation concerns, prompting profit-taking after a five-day rally, with additional pressure from the Bank of Korea and broader consolidation following the recent strong run in equities. Locally, the FBM KLCI declined on Thursday for a third straight session as risk-averse sentiment persisted amid renewed US-Iran military developments raising concerns over potential disruptions to global energy supply routes through the Strait of Hormuz, with weakness in financial heavyweights and broad-based institutional selling following the mid-week holiday weighing on the sentiment. The index closed at 1,684.93, fell 9.48 points, with top losers HLBK, MAY, KLK, YTL and RHB shares. Futures to cash basis weakened to 6 points premiums from 7 points premiums.

Technical

Futures contract opened gap down and extended losses throughout the session to close in negative territory as persistent selling pressure weighed on sentiment following conflicting signals between the US and Iran regarding prospects for a peace deal, with renewed tensions after fresh attacks, alongside weakness in the underlying cash market and profit-taking activity across regional peers. The May futures contract closed 16.0 points lower at 1,690.0, forming a long black candlestick with shorter upper shadow and longer bottom shadow, indicating bears seized control of the session aggressively. Technically, MACD indicator remained issue a sell signal while RSI indicator lingered at neutral region. However, expect futures to trade rangebound with a slight upward bias today, following overnight gains on Wall Street after reports that the US and Iran reached a draft agreement to extend the ceasefire, while investors digested key inflation data, with additional support from potential bargain-hunting activity after the recent decline. Hence, support and resistance are envisaged at 1,680.0 and 1,700.0 respectively.

IK1 Index (Generic 1st 'IK' Future) DAILY REPORT CHART Daily 27FEB2026-28MAY2026 Copyright© 2026 Bloomberg Finance LP. 28-May-2026 19:14:11

Source: Bloomberg

Contract	Sett	Change	High	Low	Volume	Open Int	O/I chg		Open Interest		Previous Week	
							Value USD	3mth avg	Value USD	High	Low	
FBMKLCI	1684.93	-14.09	1707.91	1683.08	302 Mn		-11,910	-253.85 Mn	27,936	595.44 Mn	1742.60	1708.36
MAY 26	1691.00	-16.00	1705.50	1688.50	19,685	10,298	4,729	100.8 Mn	7,262	154.78 Mn	1746.00	1706.50
JUN 26	1691.00	-13.50	1704.00	1688.00	23,831	29,576	52	1.1 Mn	986	20.78 Mn	1744.50	1706.00
SEP 26	1672.50	-14.00	1684.50	1670.00	220	508	7	.15 Mn	455	9.60 Mn	1724.00	1688.00
DEC 26	1674.50	-10.50	1686.00	1673.00	17	77	-7,122	-151.81 Mn	36,638	780.6 Mn	1724.50	1690.00
					43,753	40,459						

Futures Fair Value

Contract	Exp. Date	KLIBOR			KF Est		
		Index Pt	Div ldx Pt (Gross)	FV	Div ldx pt (Net)	FV	
MAY 26	29/5/2026	0.28	0.00	0.28	0.00	0.28	
JUN 26	30/6/2026	4.43	4.70	-0.27	4.70	-0.27	
Roll FV				-0.55		-0.55	

Benchmark Indices

Source: Bloomberg	Last	1d Chg	6m Chg	Relative to FBMKLCI	
				3m Chg	6m Chg
FBMKLCI	1684.93	-0.83%	5.01%	-0.51%	-6.73%
FBM100	12380.48	-0.62%	5.81%	1.44%	0.75%
FBMEMAS	12541.28	-0.59%	5.25%	1.31%	0.22%

Local Sector Performance againts FBMKLCI

Sector	1d Chg	3m Chg	6m Chg
Financial	-1.30%	-5.54%	0.20%
Plantation	0.48%	4.78%	0.33%
Utilities	0.00%		0.00%

Currencies

	Last	1d Chg	3m Chg	6m Chg
USDMYR	3.9668	-0.30%	1.04%	-4.03%
CNYMYR	0.5871	0.37%	2.94%	0.52%
Dollar Index (DXY)	98.989	-0.03%	1.41%	-0.47%
MYR to DXY		0.27%	0.37%	3.70%

World Equity Indices

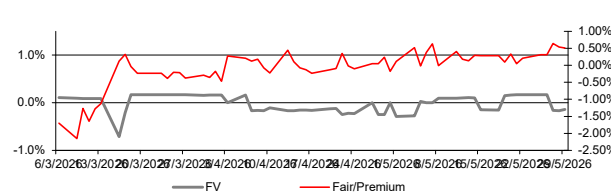
Source: Bloomberg	Last	1d Chg	6m Chg	Relative to FBMKLCI	
				3m Chg	6m Chg
USA					
Dow Jones	50668.97	0.05%	6.19%	5.40%	1.12%
S&P 500	7563.63	0.58%	10.43%	12.02%	5.16%
NASDAQ	26917.47	0.91%	15.20%	20.98%	9.70%
Europe					
DAX	25092.25	-0.34%	5.27%	1.11%	0.24%
CAC	8188.87	-0.23%	0.81%	-2.77%	-4.00%
FTSE100	10425.96	-0.75%	7.26%	-2.64%	2.14%
EURO Stoxx	625.11	-0.49%	8.45%	0.48%	3.27%
Asia Pacific					
Nikkei 225	64693.12	-0.47%	28.73%	12.00%	22.59%
Hang Seng	25006.16	-1.27%	-3.30%	-4.33%	-7.92%
Straits Times	4989.19	-0.79%	10.28%	1.76%	5.02%
KOSPI	8407.43	2.71%	114.12%	37.18%	103.89%
TAIEX	43636.44	-1.40%	57.95%	25.53%	50.41%
S&P/ASX200	8657.90	0.76%	0.51%	-4.11%	-4.29%

U.S. markets

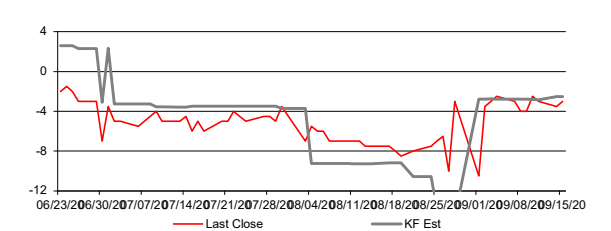
The S&P 500 and the Nasdaq posted record closing highs on Thursday after news reports said the U.S. and Iran had reached a draft agreement to extend their ceasefire for 60 days, while investors also digested key inflation data. - Reuters

Source: Bloomberg

Premium to Fair



Futures Roll



FBMKLCI Volatility

