FBMKLCI Futures daily chart

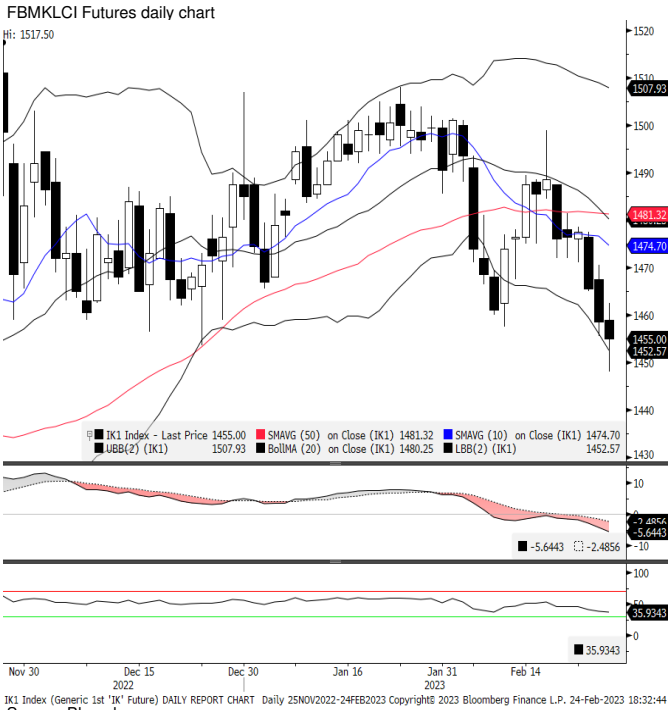

Preview

Fundamental

Expect futures to on a consolidative mode today tracking overnight U.S. stocks market slumped and geopolitical risk following reports that China is preparing to increase its support for Russia while higher crude oil prices and a potential of bargain buying after recent rout might limit the downside. Back in the state, U.S. stocks ended sharply lower Friday, leaving major indexes with hefty weekly losses, after the personal consumption expenditures price index for January came in hotter than expected, cementing expectations the Federal Reserve will move rates higher than investors previously anticipated in the effort to rein in inflation. Around the region, Asian share markets were dragged lower by the slide in Chinese stocks on Friday, though participants took heart from the incoming head of Japan's central bank ruling out an early end to super-easy monetary policy, nudging bond yields lower globally. On the local front, the FBM KLCI ended on a lower note, extending its losing streak for the third session on persistent profit-taking activities, led by Petronas linked counters as well as plantation stocks and in sync with weak regional indices. Top losers for the day were PCHEM, KLK, QLG, PMAH and GENM shares that led the index to close at 1,456.80, down 0.85 points. Futures to cash basis weakened to 2 points discount form par.

Technical

Futures opened on a weak footing and spent most part of the trading session in negative territory as selling interest persist following the weakness in the underlying cash market and selling pressure across the region major indices. The February futures contract settled at 1,455.0 to end 3.5 points lower, forming a short black bodied candlestick pattern with short upper and extended bottom shadow, indicating bears dominated the trading session aggressively. On the technical perspective, MACD remained issue a sell signal while RSI indicator approaching to an oversold zone. Therefore, expect futures to trade range bound with downward bias today following overnight stumbled in U.S. equities market and external geopolitical tension while crude oil rebound and a potential of bargain buying after recent retreat might provide supportive tone. Hence, the support and resistance can be eyed at 1,440.0 and 1,463.0 respectively.

Source: Bloomberg

Contract	Sett	Change	High	Low	Volume	Open Int	O/I chg	O/I chg Value USD	Open Interest 3mth avg	Open Interest Value USD	Previous Week High	Previous Week Low
FBMKLCI	1456.80	-0.85	1460.19	1448.09	138 Mn						1477.48	1448.09
FEB 23	1455.00	-3.50	1462.50	1448.00	24047	23,917	-4,545	-74.55 Mn	25,053	410.94 Mn	0.00	0.00
MAR 23	1441.00	-4.00	1449.50	1434.50	23483	27,423	11,668	189.55 Mn	6,508	105.72 Mn	0.00	0.00
JUN 23	1439.00	-5.00	1447.00	1434.00	152	490	9	.15 Mn	688	11.15 Mn	0.00	0.00
SEP 23	1431.00	-4.00	1436.50	1425.00	22	143	7	.11 Mn	505	8.14 Mn	0.00	0.00
					47,704	51,973	7,139	115.26 Mn	32,753	535.96 Mn		

Futures Fair Value

Contract	Exp. Date	KLIBOR Index Pt	Div Idx Pt (Gross)	FV	KF Est Div Idx pt (Net)	FV
FEB 23	28/02/2023	0.12	0.66	-0.54	0.66	-0.54
MAR 23	31/03/2023	3.78	17.06	-13.28	17.06	-13.28
Roll FV				-12.74		-12.74

Premium to Fair .65 Pts 0.04%

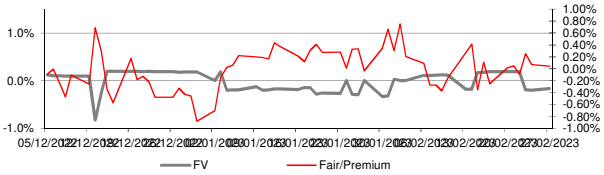

Benchmark Indices

Source: Bloomberg	Last	1d Chg	6m Chg	Relative to FBMKLCI 3m Chg	6m Chg
FBMKLCI	1456.8	-0.06%	-2.90%	10.04%	13.61%
FBM100	10297.82	0.11%	-0.92%	2.02%	2.04%
FBMEMAS	10626.44	0.12%	-0.21%	2.52%	2.77%

Local Sector Performance againts FBMKLCI

Sector	1d Chg	3m Chg	6m Chg
Financial	0.39%	-2.10%	-1.34%
Plantation	-0.15%	1.67%	-0.84%
Utilities	0.00%		0.00%

	3m Avg	Last	KF FV
Futures Roll	-2.46	-14.00	-12.74

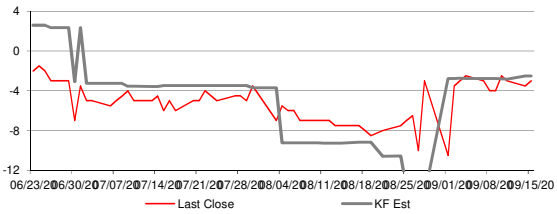

Currencies	Last	1d Chg	3m Chg	6m Chg
USDMYR	4.4352	0.03%	-1.34%	-1.12%
CNYMYR	0.6372	-0.72%	1.38%	-2.55%
Dollar Index (DXY)	105.166	-0.05%	-0.75%	-3.34%
MYR to DXY		-0.07%	0.60%	-2.25%

World Equity Indices

Source: Bloomberg	Last	1d Chg	6m Chg	Relative to FBMKLCI 3m Chg	6m Chg
USA					
Dow Jones	32816.92	-1.02%	1.65%	-2.50%	4.69%
S&P 500	3970.04	-1.05%	-2.16%	0.62%	0.76%
NASDAQ	11394.94	-1.69%	-6.15%	3.57%	-3.35%
Europe					
DAX	15209.74	-1.72%	17.26%	6.73%	20.76%
CAC	7187.27	-1.78%	14.55%	9.26%	17.97%
FTSE100	7878.66	-0.37%	6.08%	7.38%	9.24%
EURO Stoxx	457.70	-1.04%	7.42%	5.97%	10.63%
Asia Pacific					
Nikkei 225	27453.48	1.29%	-4.15%	-0.95%	-1.29%
Hang Seng	20010.04	-1.68%	-0.79%	16.19%	2.17%
Straits Times	3282.30	0.53%	1.01%	3.23%	4.02%
KOSPI	2423.61	-0.63%	-2.31%	1.44%	0.60%
TAIEX	15503.79	-0.71%	1.47%	7.05%	4.50%
S&P/ASX200	7245.20	-0.85%	1.99%	1.84%	5.03%

	30 Days	60 Days	90 Days
FBMKLCI Volatility	6.48%	8.59%	12.17%

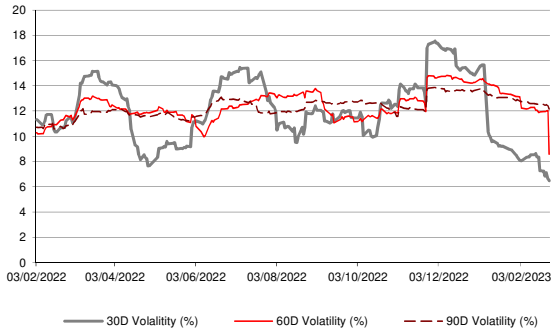

U.S. markets

Wall Street's main indexes posted their biggest weekly drop of 2023 after sharp losses on Friday, as investors braced for the possibility of more aggressive rate hikes from the US Federal Reserve as US economic data pointed to resilient consumers. -Reuters

Source: Bloomberg

Kenanga Futures Sdn Bhd (353603-X)
General Line: (603) 2172 3888 Fax: (603) 2172 2729 Email: futures@kenanga.com.my

Diclaimer: "This document has been prepared for general circulation based on information obtained from sources believed to be reliable but we do not make any presentations as to its accuracy or completenes regard to the specific investment objectives, financial background and the particular needs of any person who may read this document. This document is for the information of addressees only and is not be t addressees in relation to any investment decision. Kenanga Futures Sdn Bhd accept no liability whatsoever for any direct or consequential loss arising from any use of this document or any solicitation of a Sdn Bhd and its associates, their directors, and/or employees may have positions in, and may effect transactions in securities/underlying securities mentioned herein from time to time in the open market or dealings with respect to these companies."