KENANGA FUTURES SDN BHD Company No. 353603-X

INDEX FUTURES DAILY PREVIEW
September 13, 2021

Index Table

Contract	Close	Change	High	Low	ATR(14)	SMA (10)	SMA (50)
E-Mini Dow DEC 21	34,491.00	-221.00	34,997.00	34,481.00	322.32	35,060	34,835
E-Mini S&P DEC 21	4,449.00	-29.250	4,509.25	4,447.25	38.68	4,503	4,408
E-Mini NASDAQ DEC 21	15,434.00	15,434.00	15,660.00	15,425.75	155.85	15,568	15,077
USD Nikkei DEC 21	29,970.0	-5.0	30,390.00	29,885.00	463.77	28,904	27,993
Euro Dollar DEC 21	99.83	0.005	99.83	99.82	0.01	100	100
US Dollar Index	92.63	0.149	92.63	92.33	0.36	92	93
DJIA	34,607.72	-271.660	35,104.25	34,599.61	279.99	35,196	35,038
S&P 500	4,458.58	-34.700	4,520.47	4,457.66	32.40	4,514	4,424
NASDAQ	15,115.49	-132.760	15,349.47	15,111.31	138.02	15,268	14,826
Nikkei 225	30,381.84	373.650	30,381.84	30,064.02	379.15	29,215	28,180
Hang Seng	26,205.91	489.910	26,205.91	25,870.71	465.71	26,020	26,464
Straits Times	3,098.80	27.100	3,105.09	3,076.02	30.07	3,087	3,131
DAX	15,609.81	-13.340	15,702.60	15,574.94	161.54	15,779	15,708
CAC	6,663.77	-20.950	6,722.73	6,651.06	70.03	6,707	6,648
FTSE100	7,029.20	4.990	7,055.22	7,014.42	62.30	7,121	7,095

(Source: Bloomberg)

Historical Volatility	10 Days	30 Days	60 Days	90 Days
E-Mini Dow Futures	5.38	8.56	11.44	11.28
E-Mini S&P Futures	5.58	7.99	10.01	10.65
E-Mini Nasdaq Futures	19.41	14.70	16.18	17.13

Economic Releases		Period	Survey	Actual	Prior	Revised
09/10/2021 20:30	PPI Final Demand MoM	Aug	0.60%	0.70%	1.00%	--
09/10/2021 20:30	PPI Ex Food and Energy MoM	Aug	0.60%	0.60%	1.00%	--
09/10/2021 20:30	PPI Ex Food, Energy, Trade MoM	Aug	0.60%	0.30%	0.90%	--
09/10/2021 20:30	PPI Final Demand YoY	Aug	8.20%	8.30%	7.80%	--
09/10/2021 20:30	PPI Ex Food and Energy YoY	Aug	6.60%	6.70%	6.20%	--
09/10/2021 20:30	PPI Ex Food, Energy, Trade YoY	Aug	6.30%	6.30%	6.10%	--
09/10/2021 21:00	Bloomberg Sept. United States Economic Survey					
09/10/2021 22:00	Wholesale Inventories MoM	Jul F	0.60%	0.60%	0.60%	--
09/10/2021 22:00	Wholesale Trade Sales MoM	Jul	--	2.00%	2.00%	2.30%

Dollar Index

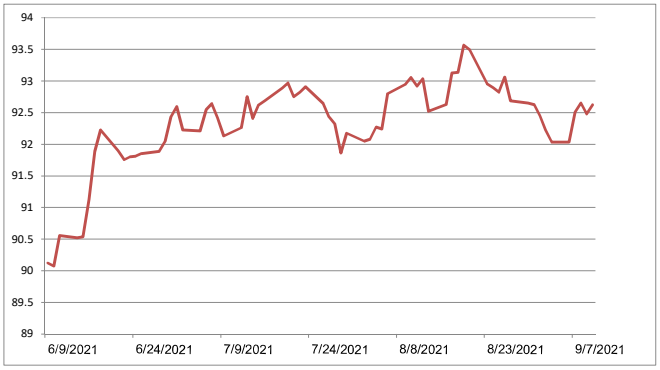

U.S. Government Treasuries Yield

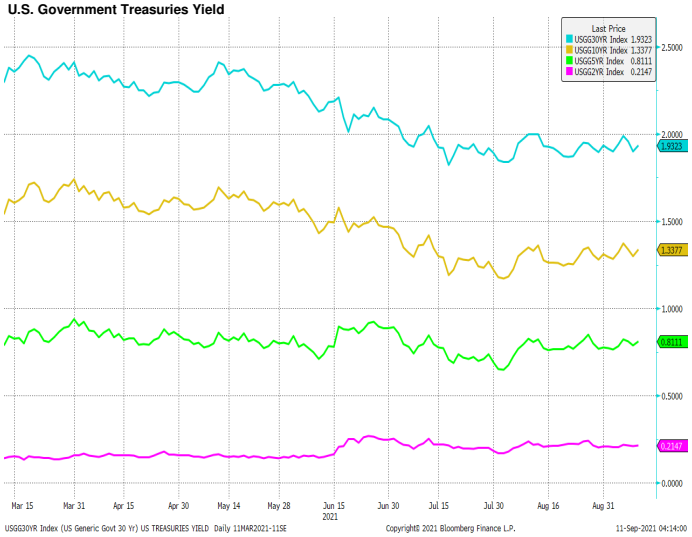

Summary :

Wall Street ended sharply lower on Friday as investors weighed signs of higher inflation, while Apple Inc tumbled following an unfavorable court ruling related to its app store.

U.S. producer prices rose solidly in August, leading to the biggest annual gain in nearly 11 years and indicating that high inflation was likely to persist as the pandemic pressures supply chains, data showed.

Sentiment also took a hit from Cleveland Federal Reserve Bank President Loretta Mester's comments that she would still like the central bank to begin tapering asset purchases this year despite the weak August jobs report.

The S&P 500 has risen about 19% in 2021, buoyed by support from dovish central bank policies and re-opening optimism.

However, Wall Street has moved sideways in recent sessions as investor digest indications of increased inflation and concerns about the Delta variant's impact on the economic recovery. Investors are also uncertain about when the Federal Reserve may begin reducing massive measures enacted last year to shield the economy from the pandemic.

Apple dropped 3.3% after a judge struck down a core part of its App Store rules, benefiting app makers. Its drop contributed more than any other stocks to the Nasdaq and S&P 500's declines.

Shares of app makers rallied, with Spotify Technology up 0.7%, and Activision Blizzard and Electronic Arts both gaining about 2%.

Losses in the three main indexes accelerated toward the end of the session.

The Dow Jones Industrial Average fell 0.78% to close at 34,607.72 points, while the S&P 500 lost 0.77% to 4,458.58.

The Nasdaq Composite dropped 0.87% to 15,115.49.

For the week, the S&P 500 lost 1.7%, the Dow declined 2.15% and the Nasdaq shed 1.61%.

Friday was the first time since February that the S&P 500 declined five days in a row.

The three main U.S. indexes got some support early from news of a phone call between U.S. President Joe Biden and Chinese leader Xi Jinping that was taken as a positive sign, which could bring a thaw in ties between the world's two most important trading partners.

All of the eleven S&P 500 sector indexes fell, with real estate and utilities each down more than 1% and leading the declines.

U.S.-listed Didi Global dropped 5% after Chinese government officials told leading delivery and ride-hailing companies to improve how they distributed incomes and ensure rest periods for workers.

Grocer Kroger Co slumped nearly 8% after it said global supply chain disruptions, freight costs, discounts and wastage would hit its profit margins.

(Source: Reuters)

CBOE Volatility Index (VIX)

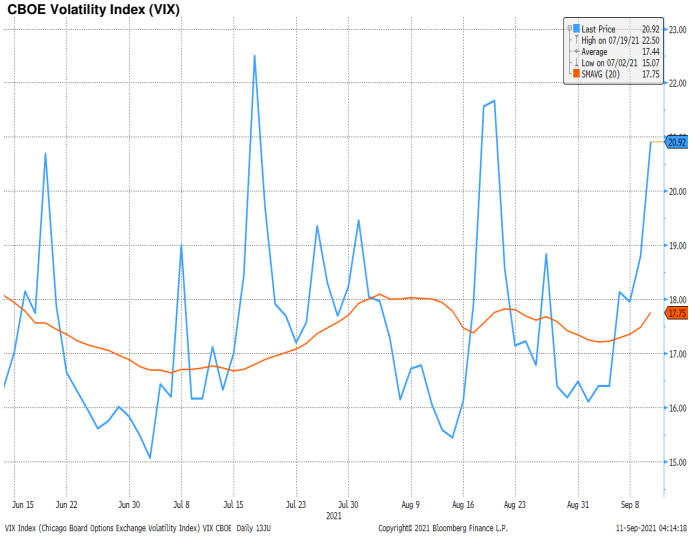

E-Mini Dow Index Futures Daily Chart

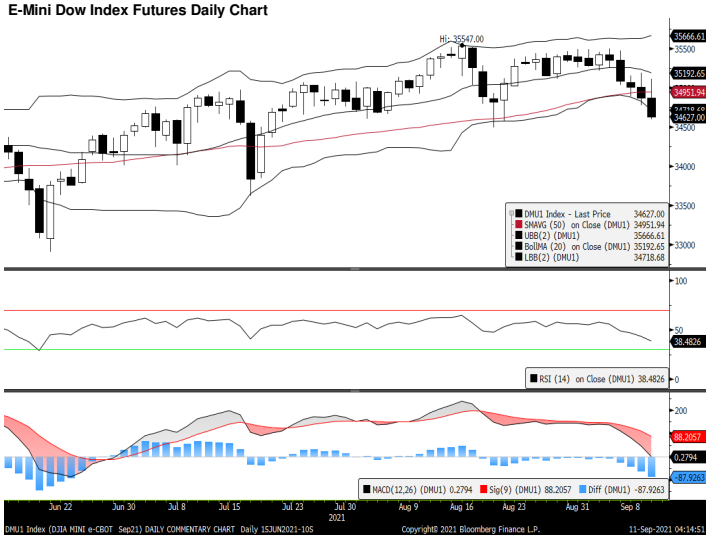

E-Mini S&P 500 Index Futures Daily Chart

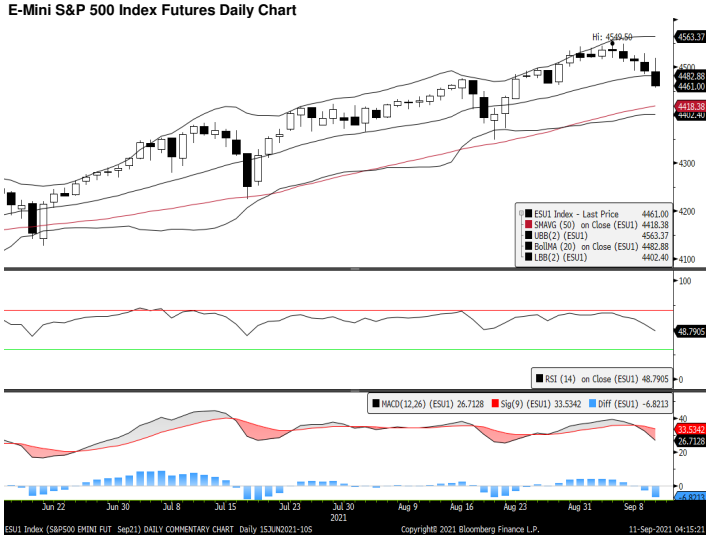

E-Mini NASDAQ 100 Index Futures Daily Chart

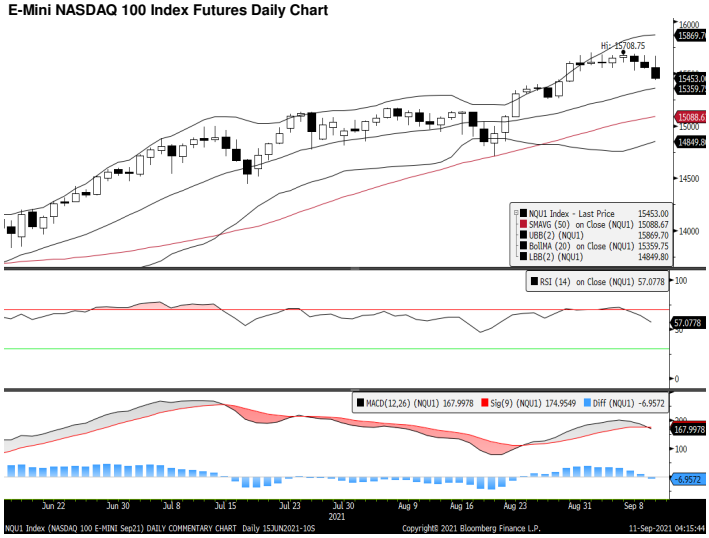

Technical Analysis

E-Mini Nasdaq
Resistance: 15,550.00 (±100.00 or 0.64% % upside)
Support: 15,300.00 (±150.00 or 0.97% % downside)
MACD: Downward; Histogram: Negative
RSI: Neutral

Outlook: Bearish.

Source: Bloomberg

Kenanga Futures Sdn Bhd (353603-X)
Dealing Desk: (603) 2172 3820 Fax: (603) 2172 2729 Email: futures@kenanga.com.my
Disclaimer: This document has been prepared for general circulation based on information obtained from sources believed to be reliable but we do not make any representations as to its accuracy or completeness.
Any recommendation contained in this document does not have regard to the specific investment objectives, financial background and the particular needs of any person who may read this document.
This document is for the information of addressees only and is not to be taken in substitution for the exercise of judgement and assessment by addressees in relation to any investment decision.
Kenanga Futures Sdn Bhd accepts no liability whatsoever for any direct or consequential loss arising from any use of this document or any solicitations of an offer to buy or sell any securities/underlying securities.
Kenanga Futures Sdn Bhd and its associates, their directors, and/or employees may have positions in, and may effect transactions in securities/underlying securities mentioned herein from time to time in the open market or otherwise, and may receive brokerage fees or act as principal or agent in dealings with respect to these companies.